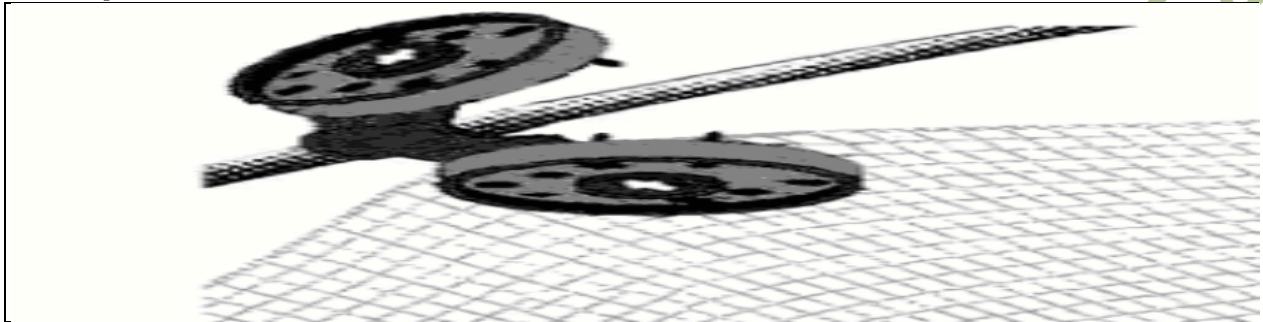


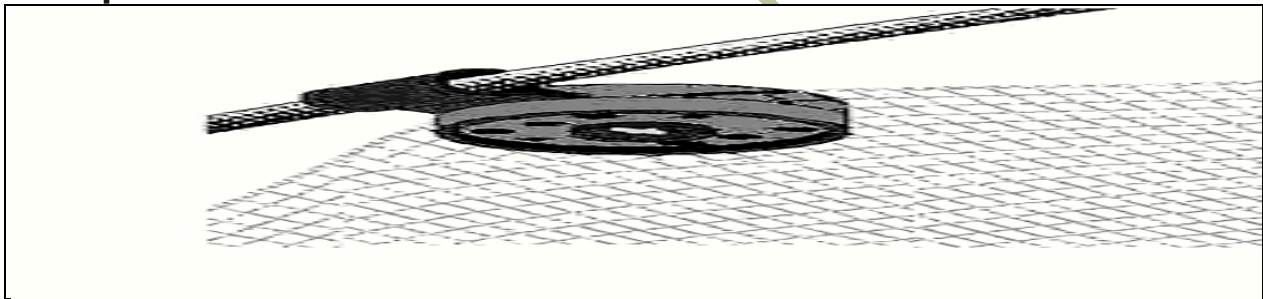
# Shade Net Clip

## Clip

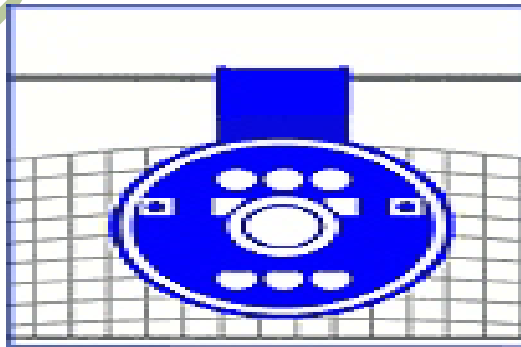
### Step 1



### Step 2



### Rope & Net



These UV stabilized plastic clips come very handy to fix the shade net on to the shade structure. With the use of these clips you can actually eliminate the use of horizontal pipes and there by reduce the overall structure costs drastically. You can also use these clips to joint the two shade net pieces. Enables quick and efficient installation of all nets Just press the clip on the shade Net with rope in between and it's done!!!!

## Shade Nail



Repair your torn shade net instantly without removing it from the structure